

EXC-P21AP0 LED Pixel Light



Application Environment:
Indoor
Outdoor

Description

EXC-P21AP0 full-color series consists of professional ultra-narrow chip LED pixel lights specially designed by EXC for outdoor high-rise landscape lighting. It adopts top-level optical vision angle design, super remote multi-color and visual brightness consistency technology and close range anti-glare design. Each pixel is a separate four-primary lighting pixel, and each pixel can realize 8/16bit grades gray scale changing; they can be used for extra-large area display of building facades, contour shaping, interior and exterior surface decoration lighting; the pixel pitch can be customized; the installation methods are various.

Features

- The newest generation technology: DMX512 parallel bus design
- Integrated clip-on endless connection
- Fully sealed and waterproof design with high thermal conductive adhesive imported from Germany
- Special outdoor lightning and ESD protection

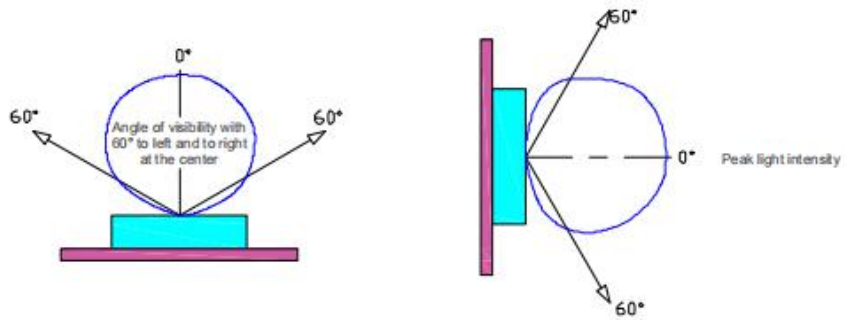
Basic Specifications

Color	W(2200K-6500K), RGB, RGB+W, RGBW, etc...
Working Voltage	DC15V/24V
Max. Power Consumption	0.9W/1.2W/1.5W/1.8W
Light Source	4/6pcs SMD LEDs
CRI	80
Control	DMX512, ON/OFF
Grey Scale	8bit, 16bit
Source Life	50,000h
RDM	Optional
LED chip Brand	Optional(Cree, OSRAM, Lumileds, Epistar, etc...)
Cover	PC(Transparent)
Housing	PC+ABS
Weight	25g
Dimensions	80mm x 25mm x 18.5mm (L x W x H, exclude Mounting Bracket)
Installation	Installation with Aluminum profiles
Working Temperature	-40°C to 60°C

Storage Temperature	-40°C to 70°C
Protection Rating	IP66
Luminous Flux	25LM/W(RGB), 50LM/W(White), 30LM/W(RGBW)
Central Light Intensity	20cd(W), 7.5/12cd(RGB), 15cd(RGBW)
Beam Angle	105°

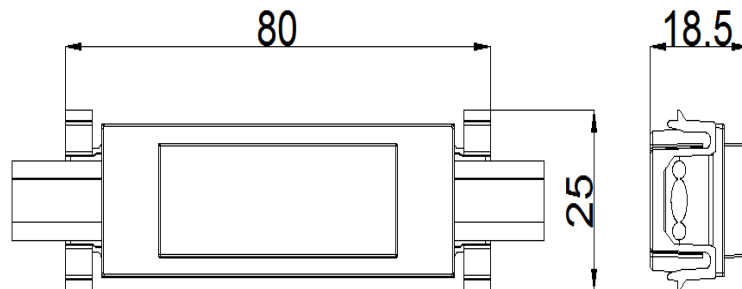
Light Intensity Distribution

Light Intensity Chart

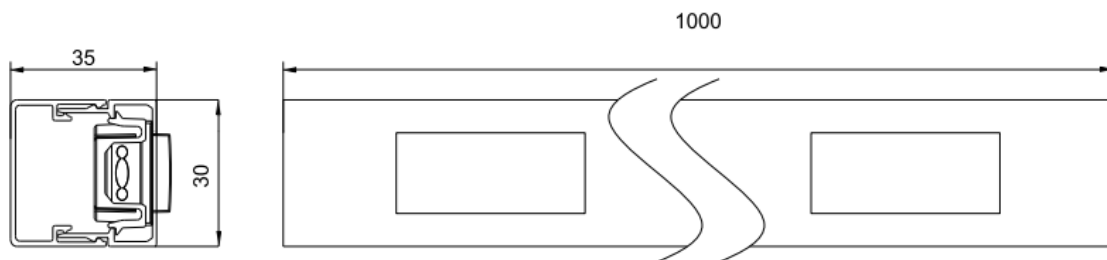


Physical Dimension

Unit: mm



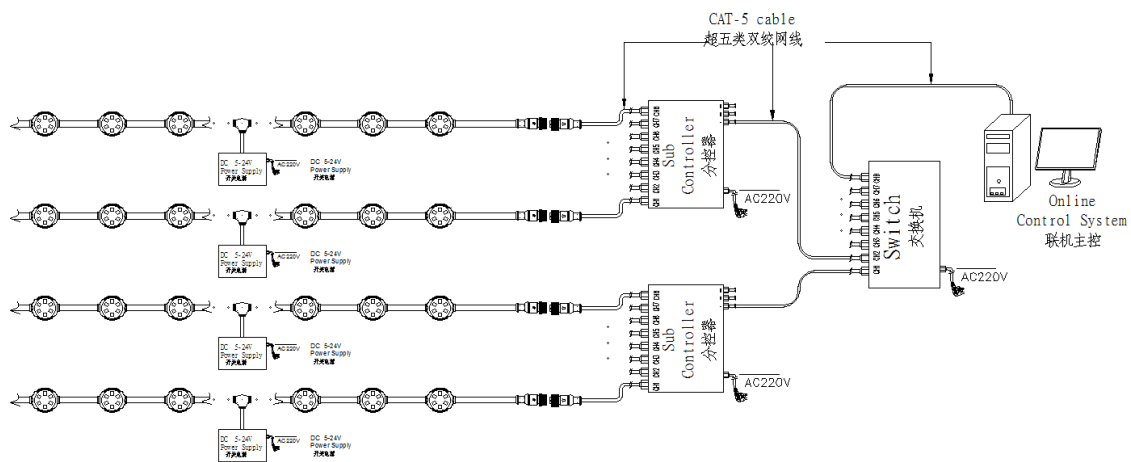
Installation with Aluminum Profile



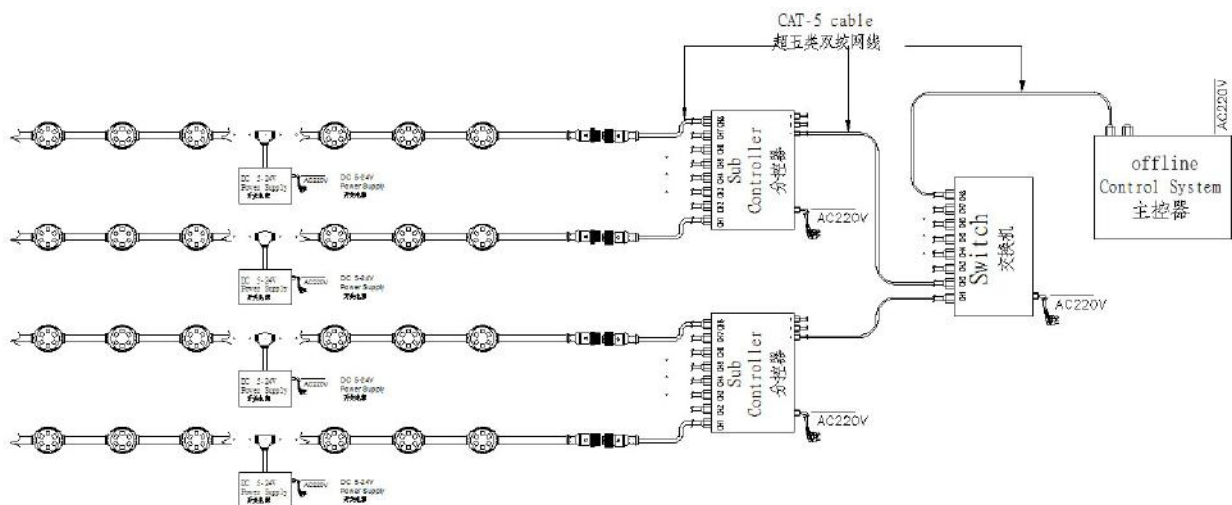
System connection diagram:

- 1、 Host controller should connect with slave controller. Working voltage for controllers are AC220V.
- 2、 On-line main controller should connect with slave controller, on-line main controller and sub controller working voltage are AC220V.
- 3、 each sub-controller with 8 ports, with each port 512 pixels, supporting data converter, supports 100 meters ultra-long haul transmission.
- 4、 The CAT-5 e. cable distance should be within 100 meters between host controller and slave controller, between slave controllers and switch, etc.

Online Controlling System Diagram



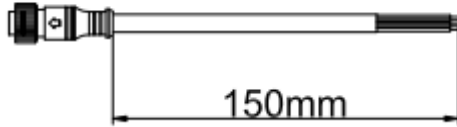
Offline Controlling System Diagram



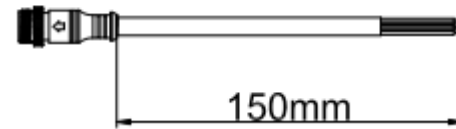
Accessories :

1: Female and Male Connector(Connect to first dot light for signal transmission)

Female Connector

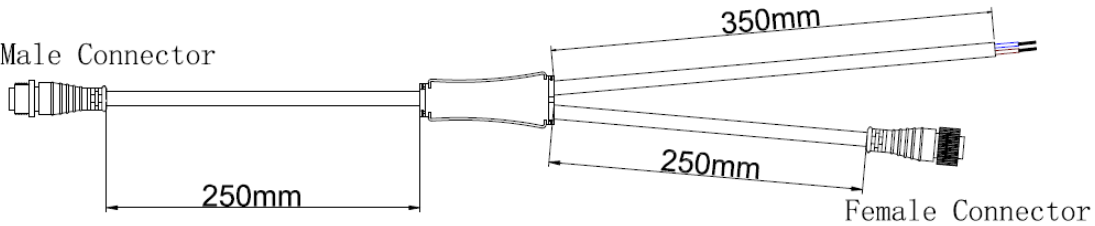


Male Connector



2: Y Shape Connector(For power Distribution)

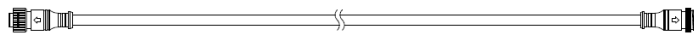
Male Connector



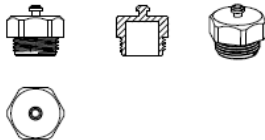
3: Interconnection Cable(1.3M,3M,5M is standard length)

Female Connector

Male Connector



4: End Cap



Male Connector



Male Connector